

# SUMMARY PROFILE

This Summary Profile provides highlights about your local church from the 2021 National Church Life Survey

## Community Church, Churchville Sample Denomination



Full Profile

Coming soon: Your full Church Life Profile will contain comprehensive results with comparisons to other benchmarks

### The People of this Church:

#### Most value:



**43%** Small prayer, discussion or Bible study groups



**43%** Sermons, preaching or Bible teaching



**34%** Ministry to children or youth



**26%** Practical care for one another in times of need

#### Want to give attention to:



**44%** Spiritual growth (e.g. direction)



**37%** Encouraging people here to discover/use their gifts



**36%** Building a sense of community



**26%** Ensuring new people are included

Note: Attenders could select up to three options so percentages may not add up to 100%.

### Inside

People of This Church	2	How People Relate to Each Other	6
Church Attendance and Background	3	How People Relate to the Wider Community	7
What People Value and Prioritise	4	Vision, Innovation & Leadership Culture	8
How People Relate to God	5		



# People of This Church

This Summary Profile contains a snapshot of your church's unique results from the 2021 National Church Life Survey. This profile is based on 190 responses from attenders aged 15+ and 15 responses from children aged 8 - 14 years.

Supporting resources available at [2021ncls.org.au](https://2021ncls.org.au) may also help you you make best use of your results, to strengthen the vitality of your church, grow an owned vision and plan for the future.

## Demographic profile

### Gender



**50%** are female

**50%** are male

Note: The percent for those who chose 'other' will be included in denominational and national reports. Figures have been rounded to 100%.

### Marital Status

**54%** are currently married

### Ethnicity

**47%** are born in Australia

**53%** are born overseas

**65%** speak a language other than English at home

### Employment

**47%** are employed full-time (30 hours plus)

**15%** are retired

### Education

**68%** have a university degree

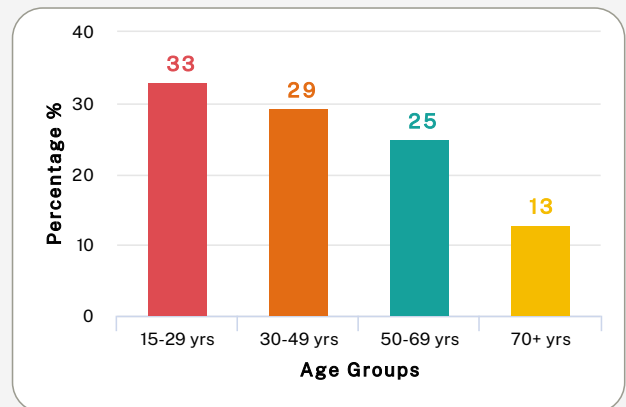
**20%** have a trade certificate or secondary school education

## Age and intergenerational ministry

**44 yrs** is the average age of attenders over 15

**77%** are satisfied with what is offered for children aged under 12 years

**79%** are satisfied with what is offered for youth aged 12 to 18



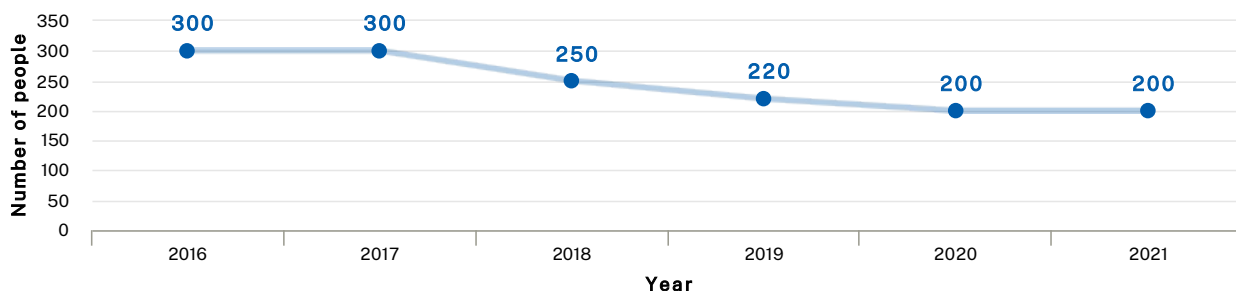


# Church Attendance and Background



## Attendance patterns

### Estimated attendance



### Attendance at this local church (including online)

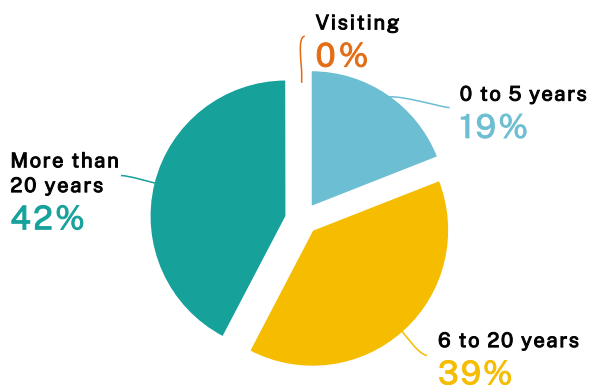
- 99%** are frequent attenders (monthly or more)
- 93%** attend weekly or more
- 81%** have attended this local church for more than five years

### Attendance elsewhere (in person or online)\*

- 84%** do not attend any other church
- 9%** attend elsewhere, in person
- 10%** attend elsewhere, via online services

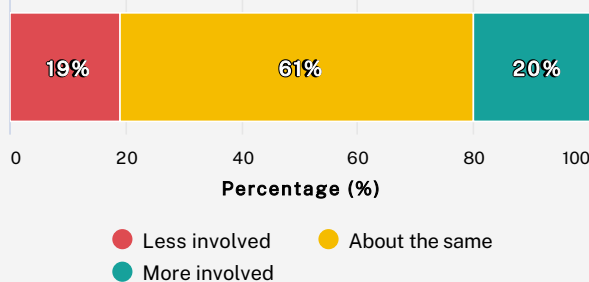
\*Note: Attenders could choose more than one option

### Length of time attending this local church



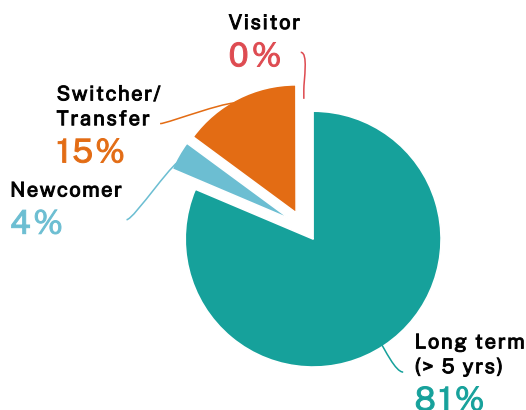
### Impact of COVID-19

Current involvement compared to 2019 (before COVID-19)



## Church background

**19%** of attenders here are new arrivals to this local church in the past 5 years

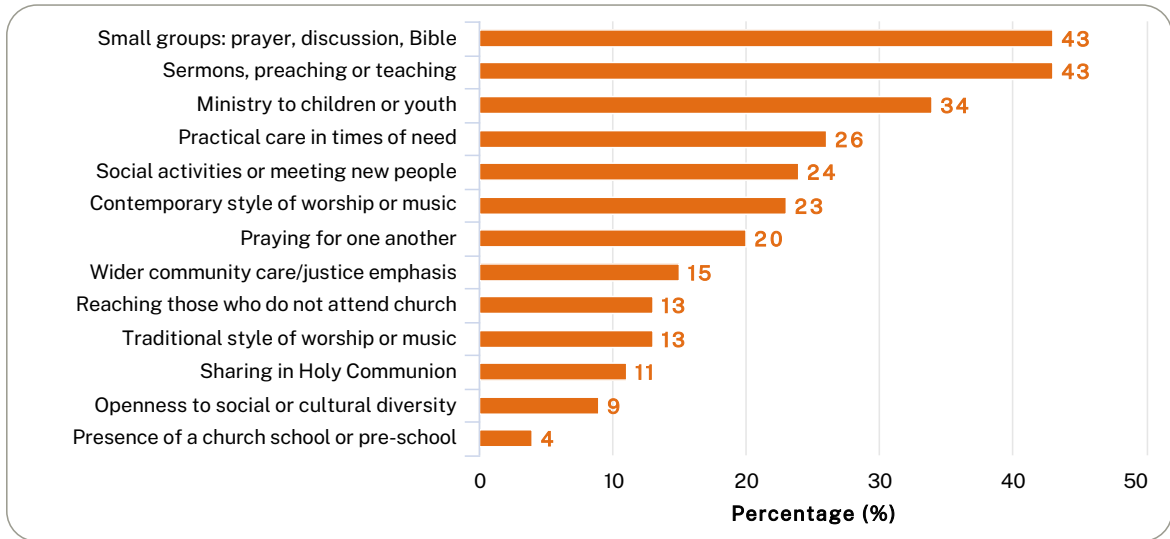


# What People Value and Prioritise



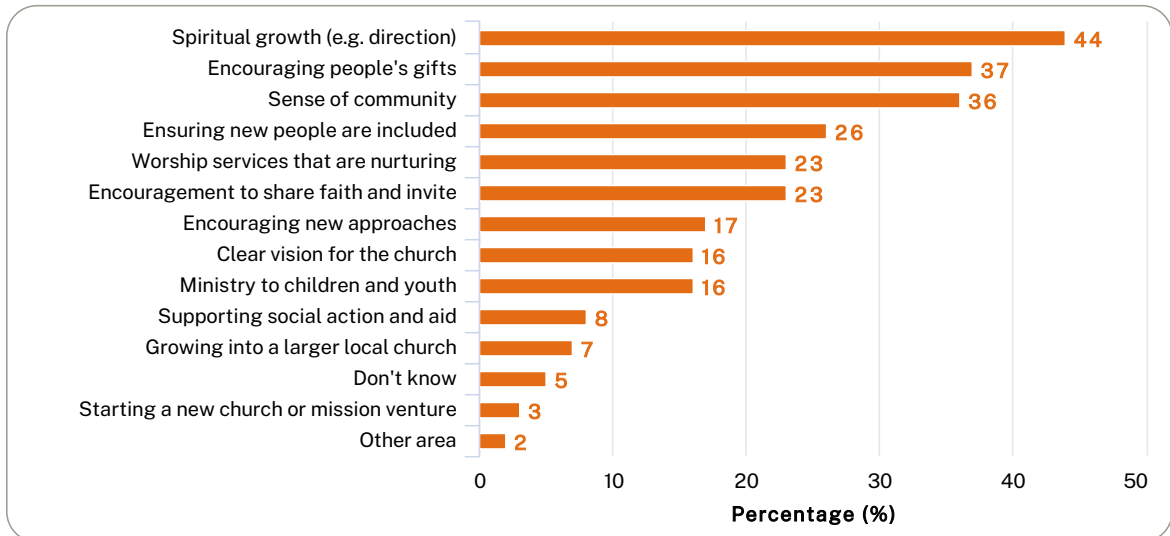
## What people value about this church

Attendees of this local church most value 'Small prayer, discussion or Bible study groups' and 'Sermons, preaching or Bible teaching'.



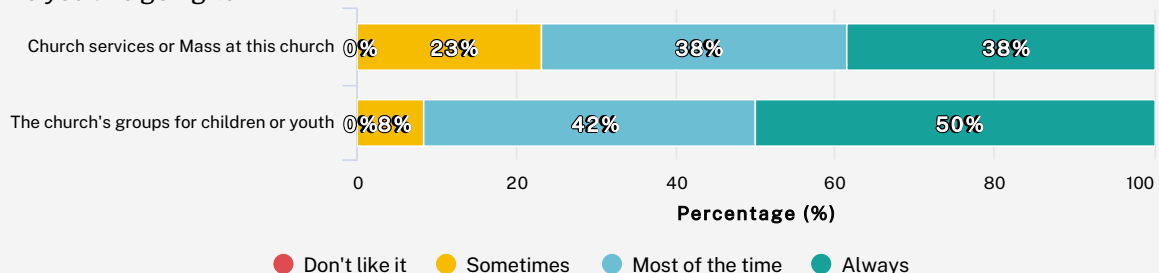
## Future priorities

Over the next 12 months most attendees would like priority given to: 'Spiritual growth (e.g. direction)' and 'Encouraging people here to discover/use their gifts'.



## Children's views about church activities

Do you like going to...



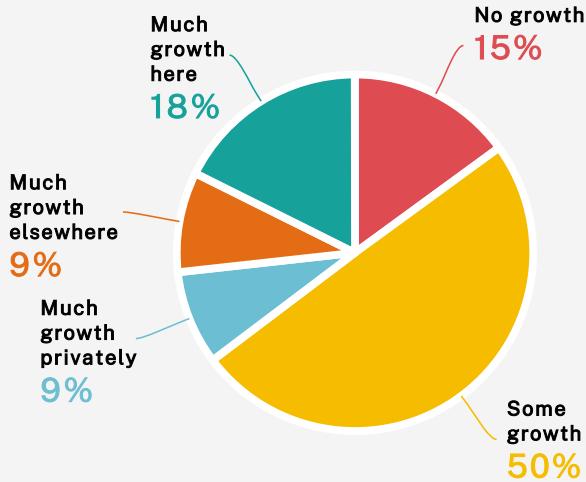


# How People Relate to God

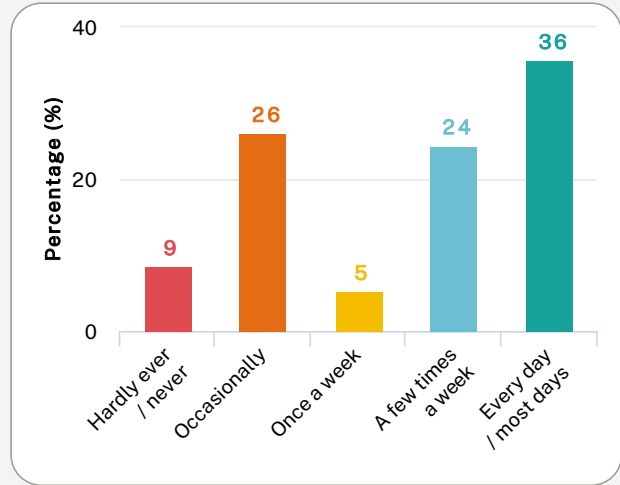


## Personal faith

**35%** of attenders said that they had experienced much growth in faith in the previous 12 months



**36%** spend time in prayer, Bible reading, meditation everyday or most days



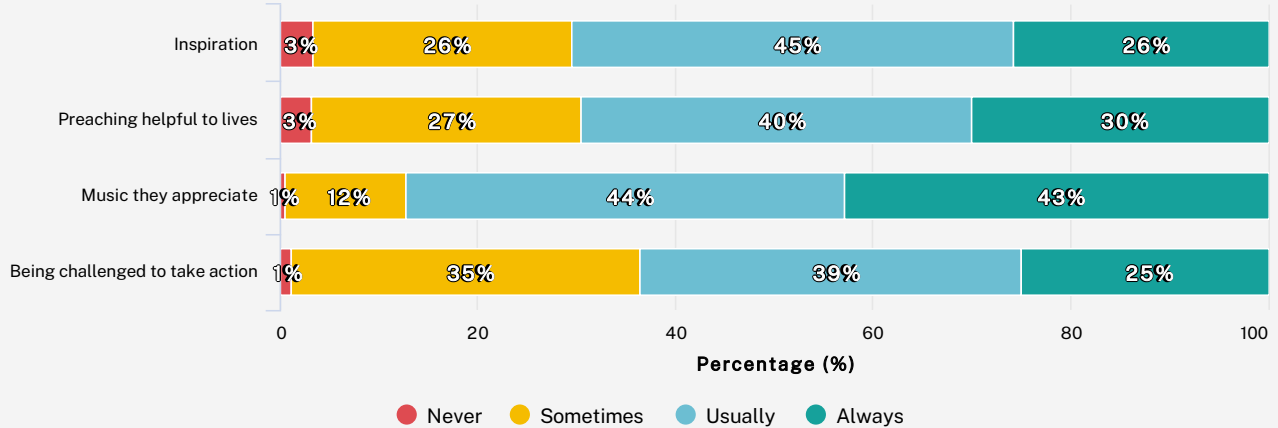
**92%** agree their faith influences decisions and actions in daily life

**95%** agree that 'my faith in God is an important part of who I am'



## Church worship services

During worship services here, attenders experience:



## Children's views of God

**80%** agree 'God helps me lead a better life'

**87%** agree 'I know that Jesus is very close to me'



# How People Relate to Each Other



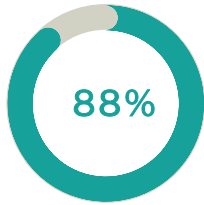
## Belonging and inclusion

**37%** always or mostly personally seek to make new arrivals welcome

**23%** are likely to follow up someone drifting away from church involvement

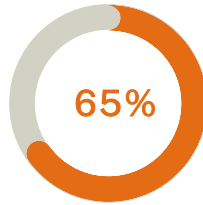
### Belonging

Have a strong sense of belonging



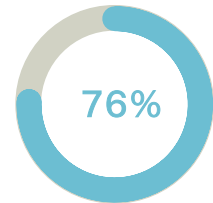
### Inclusive

Agree this church is inclusive of different kinds of people



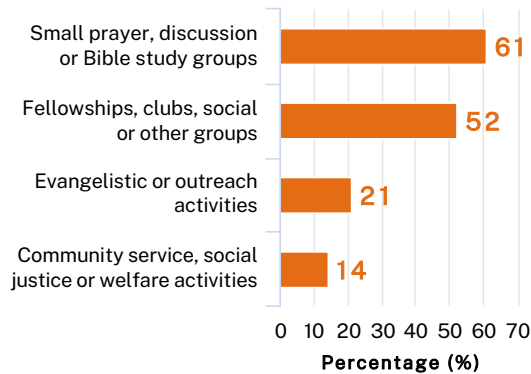
### Friendly

Found it easy to make friends in this local church

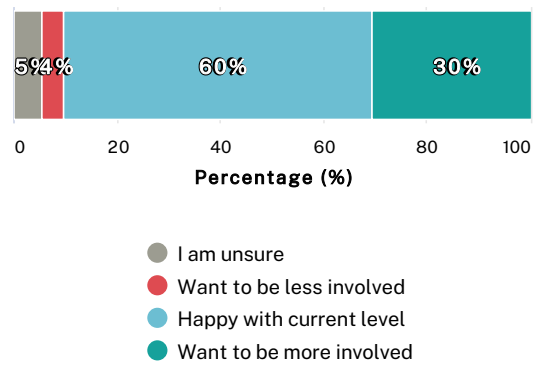


## Involvement

### Group involvement



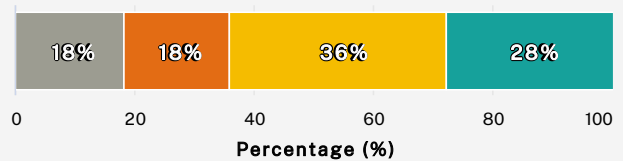
**30%** want to be more involved at this local church



### Financial giving

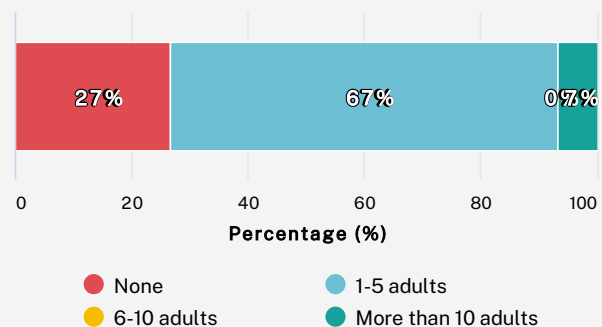
Patterns of giving to this local church (as a percent of net income).

- Do not contribute financially here
- Give a small amount when present
- Give less than 10%
- Give about 10% or more



## Children's relationship with others

Number of adults at church not in their families that children feel they can talk to about normal everyday things



# How People Relate to the Wider Community



## Involvement in groups

- 44%** of people participate in wider community groups
- 10%** are very actively involved in online groups (e.g. social media, community groups)

## Church-based activities

- 32%** reach out to the wider community through activities of this local church
- 14%** are part of community service activities
- 21%** are part of evangelistic activities



## Words and actions

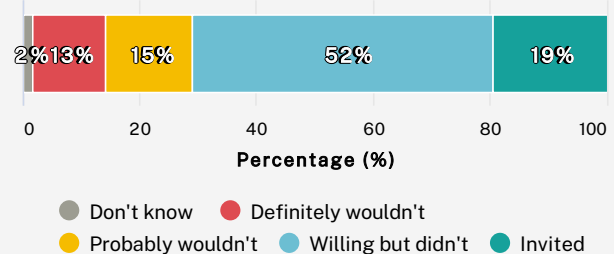
- 83%** talk about matters of faith with other members of their household (7% live alone)
- 19%** feel at ease talking about faith with others and look for opportunities to do so

## Attendees have offered to help others in the past 12 months

Donated money to a charitable organisation	<b>59%</b>
Helped someone through a personal crisis (not sickness)	<b>37%</b>
Lent or gave money to someone outside your family	<b>35%</b>
Cared for someone who was very sick	<b>31%</b>
Given some of your possessions to someone in need	<b>26%</b>
Supported a campaign (online or other)	<b>24%</b>
Visited someone in hospital	<b>20%</b>
Tried to stop someone abusing alcohol or drugs	<b>5%</b>
Contacted a parliamentarian/councillor on a public issue	<b>5%</b>
Attended a public meeting/march	<b>3%</b>

## Inviting others to church

- 19%** invited friends and relatives to a church service in this last year



## Acting for the environment

- 94%** agree that Christians have a responsibility to actively care for the environment
- 14%** are very active
- 47%** are a little active
- 33%** are currently not active



## Children's acts of service & justice

Children at this local church often do the following:

- 27%** talk to their school friends about God
- 20%** help raise money for poor people
- 33%** do things to help the environment

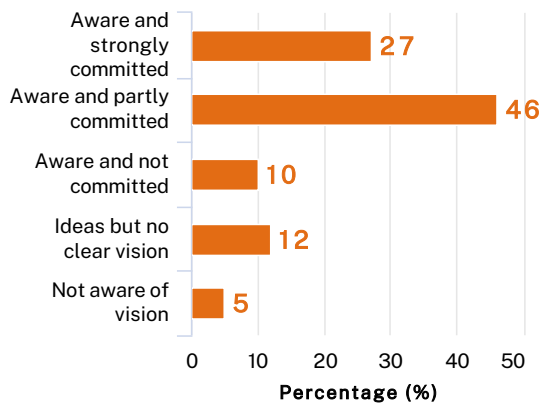


## Vision and innovation

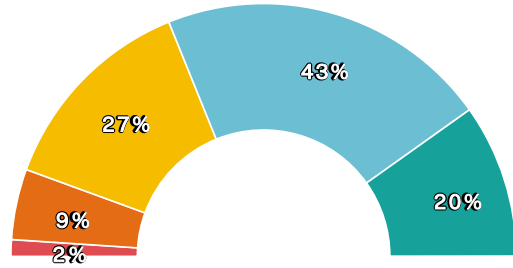
**27%** of people are both aware of and strongly committed to the vision and goals or directions for this local church

**33%** are fully confident that this local church can achieve the vision, goals or directions set

### Vision

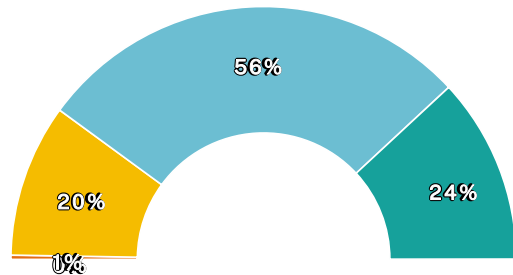


**62%** agree that this local church is always ready to try something new



● Strongly disagree ● Disagree ● Neutral  
● Agree ● Strongly agree

**80%** agree that they would support the development of new initiatives in the ministry and mission of this local church



● Strongly disagree ● Disagree ● Neutral  
● Agree ● Strongly agree



## Leadership culture

**80%** agree that this local church has good and clear systems for how it operates

**77%** agree it is easy to get involved in ministry at this local church (e.g. join a roster, take on a role)

**50%** of attenders perform a leadership or ministry role

**60%** agree 'leaders encourage me to find and use my gifts and skills to great or some extent'

**64%** agree 'leaders here inspire me to action'



## Role models for children

**80%** agree adults at church (including leaders) are good examples of people who follow Jesus

**87%** agree family members are good examples of people who follow Jesus